

SARS-Cov-2 Spike RBD (B.1.640.2/IHU) Protein

Cat. No. IHU-VM1RD

Description

Source	Recombinant SARS-Cov-2 Spike RBD(B.1.640.2/IHU) Protein is expressed from HEK293 with His tag at the C-Terminus. It contains Arg319-Phe541(R346S, N394S, Y449N, E484K, F490S, N501Y).
Accession	QHD43416.1
Molecular Weight	The protein has a predicted MW of 25.76 kDa. Due to glycosylation, the protein migrates to 35-40 kDa based on Tris-Bis PAGE result.
Endotoxin	Less than 1EU per µg by the LAL method.
Purity	> 95% as determined by Tris-Bis PAGE > 95% as determined by HPLC

Formulation and Storage

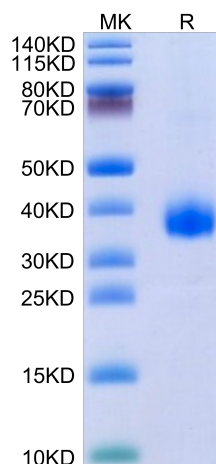
Formulation	Lyophilized from 0.22µm filtered solution in PBS (pH 7.4). Normally 8% trehalose is added as protectant before lyophilization.
Reconstitution	Centrifuge the tube before opening. Reconstituting to a concentration more than 100 µg/ml is recommended. Dissolve the lyophilized protein in distilled water.
Storage	-20 to -80°C for 12 months as supplied from date of receipt. -20 to -80°C for 3-6 months in unopened state after reconstitution. 2-8°C for 2-7 days after reconstitution. Recommend to aliquot the protein into smaller quantities for optimal storage. Please minimize freeze-thaw cycles.

Background

The spike protein (S) of coronavirus (CoV) attaches the virus to its cellular receptor, angiotensin-converting enzyme 2 (ACE2). A defined receptor-binding domain (RBD) on S mediates this interaction. The S protein plays key parts in the induction of neutralizing-antibody and T-cell responses, as well as protective immunity.

Assay Data

Tris-Bis PAGE



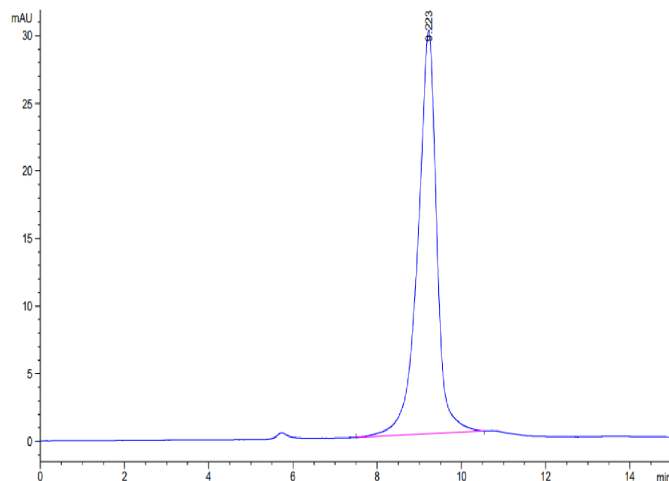
SARS-Cov-2 Spike RBD (B.1.640.2/IHU) on Tris-Bis PAGE under reduced condition. The purity is greater than 95%.

SEC-HPLC

SARS-Cov-2 Spike RBD (B.1.640.2/IHU) Protein

Cat. No. IHU-VM1RD

Assay Data

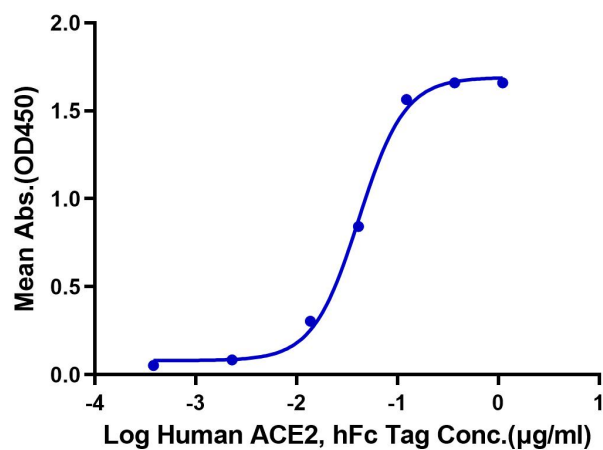


The purity of SARS-Cov-2 Spike RBD (B.1.640.2/IHU) is greater than 95% as determined by SEC-HPLC.

ELISA Data

SARS-Cov-2 Spike RBD(B.1.640.2/IHU), His Tag ELISA

0.05µg SARS-Cov-2 Spike RBD(B.1.640.2/IHU), His Tag Per Well



Immobilized SARS-Cov-2 Spike RBD (B.1.640.2/IHU), His Tag at 0.5µg/ml (100µl/well) on the plate. Dose response curve for Human ACE2, hFc Tag with the EC50 of 41.3ng/ml determined by ELISA.